


**Often imitated, never equaled**  
Our manual call points are designed and produced in our factory, based in France.



Because we are caring about the environment, we already have a 3 year partnership with DEEE Pro.



Our manual fire alarm activation point is NF and EN54-11 certified for more than 8 years now. And every manual call point are produced based on the same requirements.



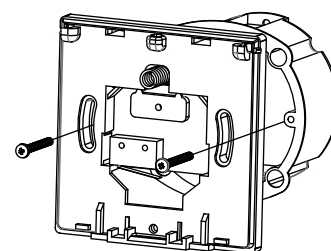
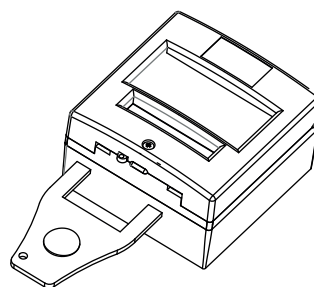
We are regularly inspected by the AFNOR CERTIFICATION in order to verify the conformity of our products.

The green manual call point is used to force automatic door opening.

The red one, the fire alarm activation point, is connected to the detection line of a fire alarm system.


By pushing the resettable element, you can alert the system connected to the device. And this one will notify in its information area that it is activated.

In order to deactivate a manual call point, you have to push vertically through two holes, located in the bottom, using a well-designed key. Two keys are given with each device.



## DATASHEET

<b>Manufacturer :</b>	<b>NEUTRONIC</b>	<b>Weight (with packaging) :</b>	145 to 155 g
<b>Description :</b>	manual call point	<b>Power supply (without strip line) :</b>	0 to 60 Vcc
<b>Conformity reference :</b>	<b>EN54-11</b>	<b>Power supply (with strip line) :</b>	0 to 120 VDC and 0 to 250VAC
<b>Model :</b>	type A immediatly move	<b>Resistor caracteristic (1 switch model) :</b>	1 KOhm - 1/2 W
<b>Environnent :</b>	inside /outside	<b>Contact(s) :</b>	30VDC - 4A /250 VAC - 5A
<b>Installing :</b>	Surface or mortice/indoor	<b>Cross section of the cables :</b>	<1,5 mm <sup>2</sup>
<b>Dimension (mm):</b>	87 x 87 x 53	<b>Degree stock :</b>	-20°C, +70°C
<b>Protection 4710 to 4712 series (inside):</b>	IP 40 - IK07	<b>Operating temperature :</b>	-10°C, +55°C
<b>Protection 4713 to 4714 series (outside) :</b>	IP 65 - IK07	<b>Operating Humidity :</b>	<95 % without condensation



[4710R1](#)

## RED MANUAL CALL POINT 1 SWITCH.

Conformity NF & EN 54-11. French inscription. 1 switch

[4710R5 / 4711R5](#)

## RED MANUAL CALL POINT

Universal . without inscription. 1 or 2 switches.

[4713R1C](#)


## RED MANUAL CALL POINT WATERPROOF

Conformity NF & EN 54-11. French inscription. Waterproof.

[4713R5C / 4714R5C](#)

## RED MANUAL CALL POINT

Universal . without inscription. 1 or 2 switches. Waterproof.



[4710V5 / 4711V5](#)

## GREEN MANUAL CALL POINT

Universal . without inscription. 1 or 2 switches.

[4713V5 / 4714V5](#)

## GREEN MANUAL CALL POINT

Universal . without inscription. 1 or 2 switches. Waterproof.



[4712V5](#)

## GREEN MANUAL CALL POINT

Universal - without inscription. 1 free switch.


With light: need power supply 12 to 30VDC



[4710N5 / 4711N5](#)

## BLACK MANUAL CALL POINT


Universal . without inscription. 1 or 2 switches.



[4710J5 / 4711J5](#)

## YELLOW MANUAL CALL POINT


Universal . without inscription. 1 or 2 switches.



[4710B5 / 4711B5](#)

## WHITE MANUAL CALL POINT

Universal . without inscription. 1 or 2 switches.



[4710C5 / 4711C5](#)

## BLUE MANUAL CALL POINT

Universal . without inscription. 1 or 2 switches.